

# JAGUAR

MINING INC.

TSX:JAG  
OTCQX:JAGGF

PRECIOUS METALS CONFERENCE

September 2024



# FORWARD LOOKING STATEMENTS

This presentation ("Presentation") does not constitute an offer of any securities for sale or a solicitation of an offer to purchase any securities. This Presentation, and the information contained herein, is not for release, distribution or publication into or in the United States or any other jurisdiction where applicable laws prohibit its release, distribution or publication. This Presentation has been prepared by Jaguar Mining Inc. (the "Company") for information purposes only. Reliance on this Presentation for the purpose of engaging in any investment activity may expose an individual to a significant risk of losing all of the property or other assets invested. Certain statements in this Presentation may constitute forward-looking information within the meaning of applicable securities laws. Generally, forward-looking information can be identified by the use of forward-looking terminology such as, without limitation, "expects", "budget", "scheduled", "estimates", "forecasts", "projections", "upcoming", "plans" and/or the negatives thereof or other variations of such words and phrases (or comparable terminology), or by statements that certain actions, events or results "may", "will", "could", "would" or "might", "be taken", "occur" or "be achieved". Certain statements, beliefs and opinions in this Presentation, which reflect the Company's or, as appropriate, the Company's directors' and/or management's, current expectations and projections about future events, constitute forward-looking information. Forward-looking information contained in this Presentation is based on certain assumptions regarding, among other things, production costs, the geological interpretation and statistical inferences or assumptions drawn from drilling and sampling analysis, expected growth, results of operations, performance, industry trends and growth opportunities. Forward-looking statements are necessarily based upon a number of estimates and assumptions that, while considered reasonable by the Company, its directors and/or its management, as applicable, are inherently subject to significant legal, business, economic and competitive uncertainties and contingencies. Despite a careful process to prepare and review the forward-looking information, there can be no assurance that the underlying opinions, estimates and assumptions will prove to be correct. Forward-looking statements involve known and unknown risks, uncertainties and other factors that may cause actual financial results, performance or achievements to be materially different from what is expressed or implied by those forward-looking statements, and the forward-looking statements are not guarantees of future performance. The above-referenced risks, uncertainties and other factors include, but are not limited to, risks associated with: general economic conditions; adverse industry events; future legislative and regulatory matters; inability to access sufficient capital from internal and external sources on favourable terms; engineering and construction timetables and capital costs for the Company's development and expansion projects; the ability of the Company to implement its business strategies and plans; competition; foreign currency exchange and interest rate fluctuations; and fluctuations in the price of gold. In addition, there are risks and hazards associated with the business of mineral exploration, development and mining, including environmental hazards, industrial accidents, flooding and gold bullion losses (and the risk of inadequate insurance coverage for these risks). Additional risks are described in detail in the Company's disclosure documents available on the Company's corporate profile at [www.sedarplus.ca](http://www.sedarplus.ca) (including the Company's most recent Annual Information Form and Management Discussion and Analysis, which are available on SEDAR+ at [www.sedarplus.ca](http://www.sedarplus.ca)). Notwithstanding the foregoing, readers are cautioned that the list of risks set forth herein and in the Company's disclosure documents are not exhaustive. Except as required by law, we disclaim any obligation to update or revise any forward-looking statements, whether as a result of new information, events or otherwise. It is not the intention to provide a complete or comprehensive analysis of the Company's financial or business prospects. The information contained in these materials should be considered in the context of the circumstances prevailing at the time and has not been, and will not be, updated to reflect material developments which may occur after the date these materials were prepared. Where any opinion or belief is expressed in this Presentation, it is based on the assumptions and limitations mentioned herein and is an expression of present opinion or belief only. No warranties or representations can be made as to the origin, validity, accuracy, completeness, currency or reliability of the information. The Company disclaims and excludes all liability (to the extent permitted by law) for losses, claims, damages, demands, costs and expenses of whatever nature arising in any way out of or in connection with the information in this Presentation, its accuracy, completeness or by reason of reliance by any person on any of it.

## **Financial Information and Management Estimates**

Some of the financial information included in this Presentation is unaudited. There is a material risk that the audited financial results will differ significantly from the unaudited financial information presented herein. Certain information in this Presentation is based on management estimates. Such estimates have been made in good faith and represent the current beliefs of management. Management believes that such estimates are founded on reasonable grounds. However, by their nature, estimates may not be correct or complete. Accordingly, no representation or warranty (express or implied) is given that such estimates are correct or complete.

## **Historical Information Illustrative Only**

Historical statements contained in this Presentation regarding past trends or activities should not be taken as a representation that such trends or activities will continue in the future. In this regard, certain financial information contained herein has been extracted from, or based upon, information available in the public domain and/or provided by the Company. In particular, historical results of the Company should not be taken as a representation that such trends will be replicated in the future. No statement in this document is intended to be nor may be construed as a profit forecast.

## **Other Disclaimers**

The contents of this Presentation are confidential and may not be copied, distributed, published or reproduced in whole or in part, or disclosed or distributed by recipients to any other person. No securities commission or similar authority of Canada, the United States or any other jurisdiction has reviewed or in any way passed upon this Presentation, and any representation to the contrary is an offence. No reliance may be placed for any purpose whatsoever on the information or opinions contained in this Presentation or on its completeness, accuracy or fairness. Readers should not construe the contents of this Presentation as investment, legal, tax, regulatory, financial or accounting advice and are urged to consult with their own advisers in relation to such matters. Readers are advised to conduct their own due diligence with respect to the Company and the information set forth in this Presentation and agree to be bound by the limitations of this disclaimer. The Company's forward-looking statements and more broadly, this Presentation, are expressly qualified in their entirety by the foregoing disclaimers and cautionary statements.

## **Technical Information**

The technical and scientific information in this Presentation has been reviewed and approved by Jon Hill, an employee of the Company, and a Qualified Person as defined by National Instrument 43-101 - Standards of Disclosure for Mineral Projects ("NI 43-101"). All mineral reserve and mineral resource estimates are estimated in accordance with NI 43-101. Unless otherwise noted, such mineral reserve and mineral resource estimates are as of December 31, 2023.

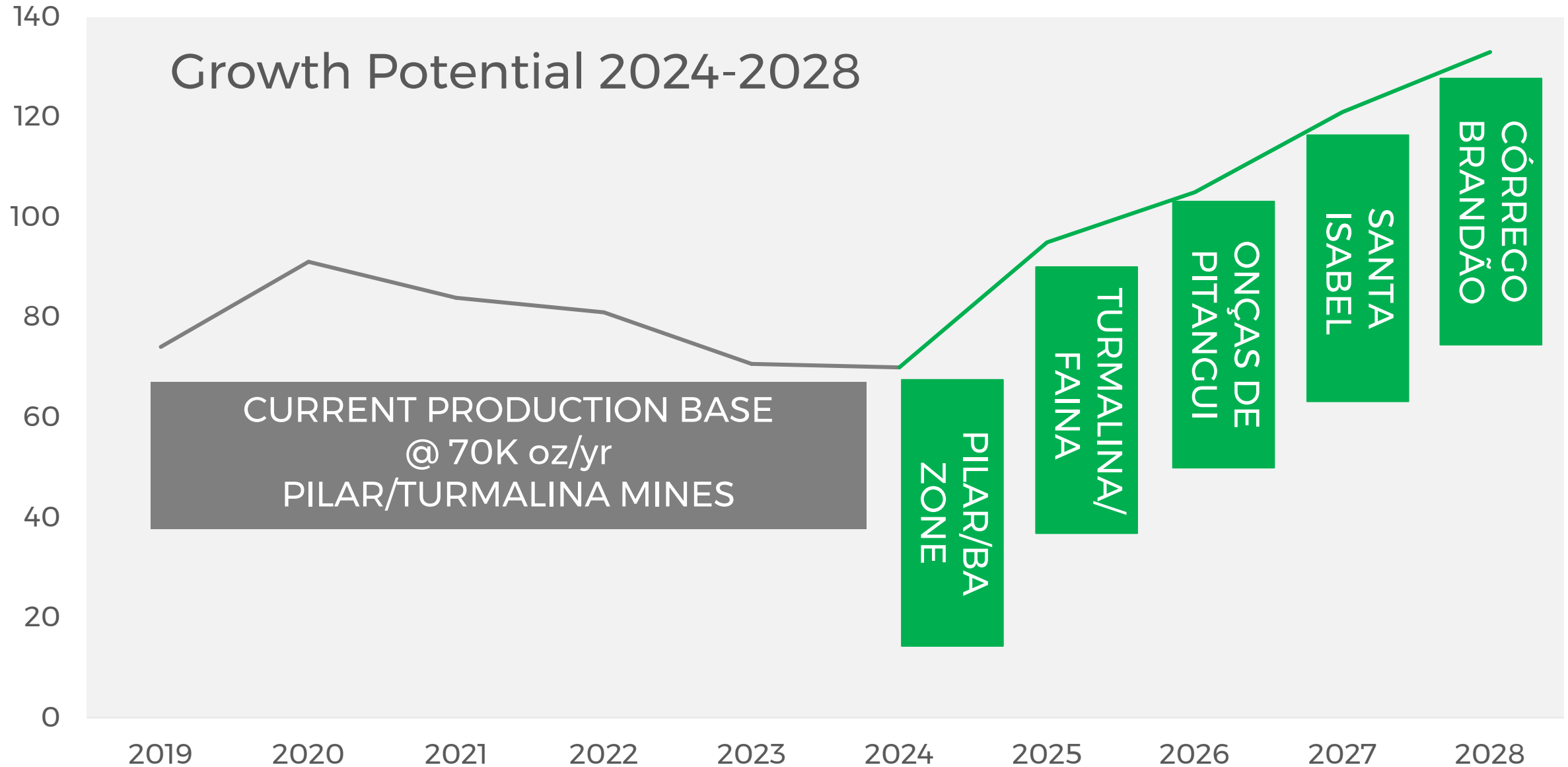
## **Currency**

All figures in this presentation are in US Dollars, unless otherwise expressed.

# SELF FUNDED GROWTH PLAN



Kozs





# Brazilian Gold

**TSX listed gold producer**

**In the Iron Quadrangle - a prolific greenstone belt in Minas Gerais**

**Continuous production since 2006**

**Cumulative production of ~1.7Moz**

# LAND POSITION AND MINE COMPLEXES

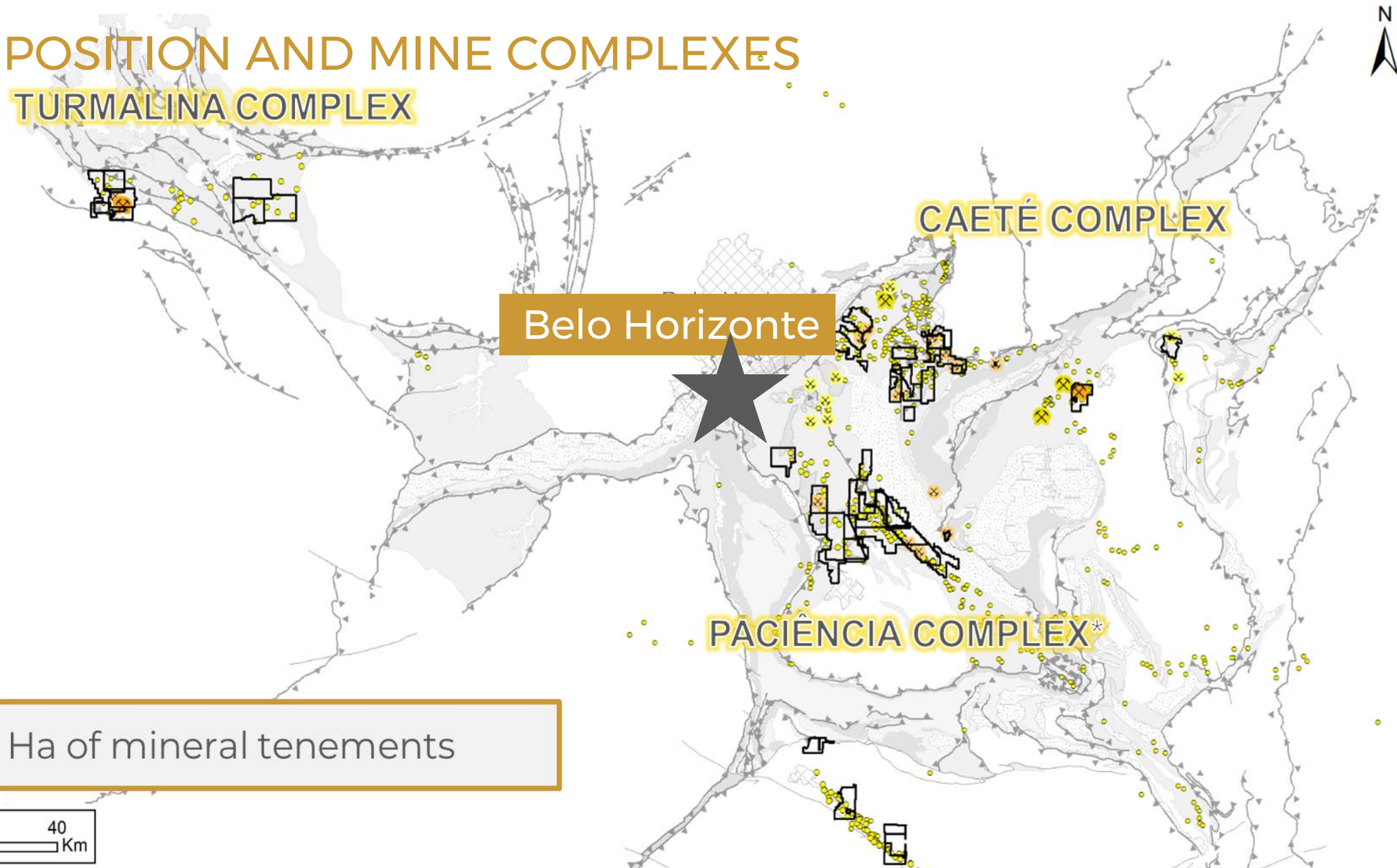
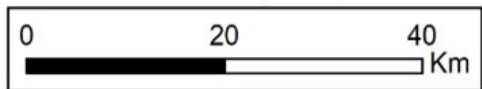
TURMALINA COMPLEX

CAETÉ COMPLEX

Belo Horizonte

PACIÊNCIA COMPLEX\*

41,571 Ha of mineral tenements



# CURRENTLY EXISTING RESOURCES FOR GROWTH

	PROJECT	TONNAGE	AU GRADE	CONTAINED AU
		Kt	g/t	Koz
<b>M&amp;I*</b>	Turmalina - Faina	<b>1,427</b>	<b>5.08</b>	<b>233</b>
	Onças de Pitangui	<b>3,423</b>	<b>4.07</b>	<b>448</b>
<b>INF</b>	Turmalina - Faina	<b>1,420</b>	<b>5.09</b>	<b>232</b>
	Pilar deep BA Zone*	<b>0</b>	<b>0.00</b>	<b>0</b>
	Santa Isabel (CPA)	<b>978</b>	<b>4.01</b>	<b>126</b>
	Onças de Pitangui	<b>3,343</b>	<b>3.53</b>	<b>379</b>
	Córrego Brandão	<b>1,072</b>	<b>1.48</b>	<b>51</b>

NOTE: All MRRM numbers as at Dec. 31, 2023

\* BA Zone new resources expect to be added in 2024 MRRM update

# BA ZONE – 2024 PLAN

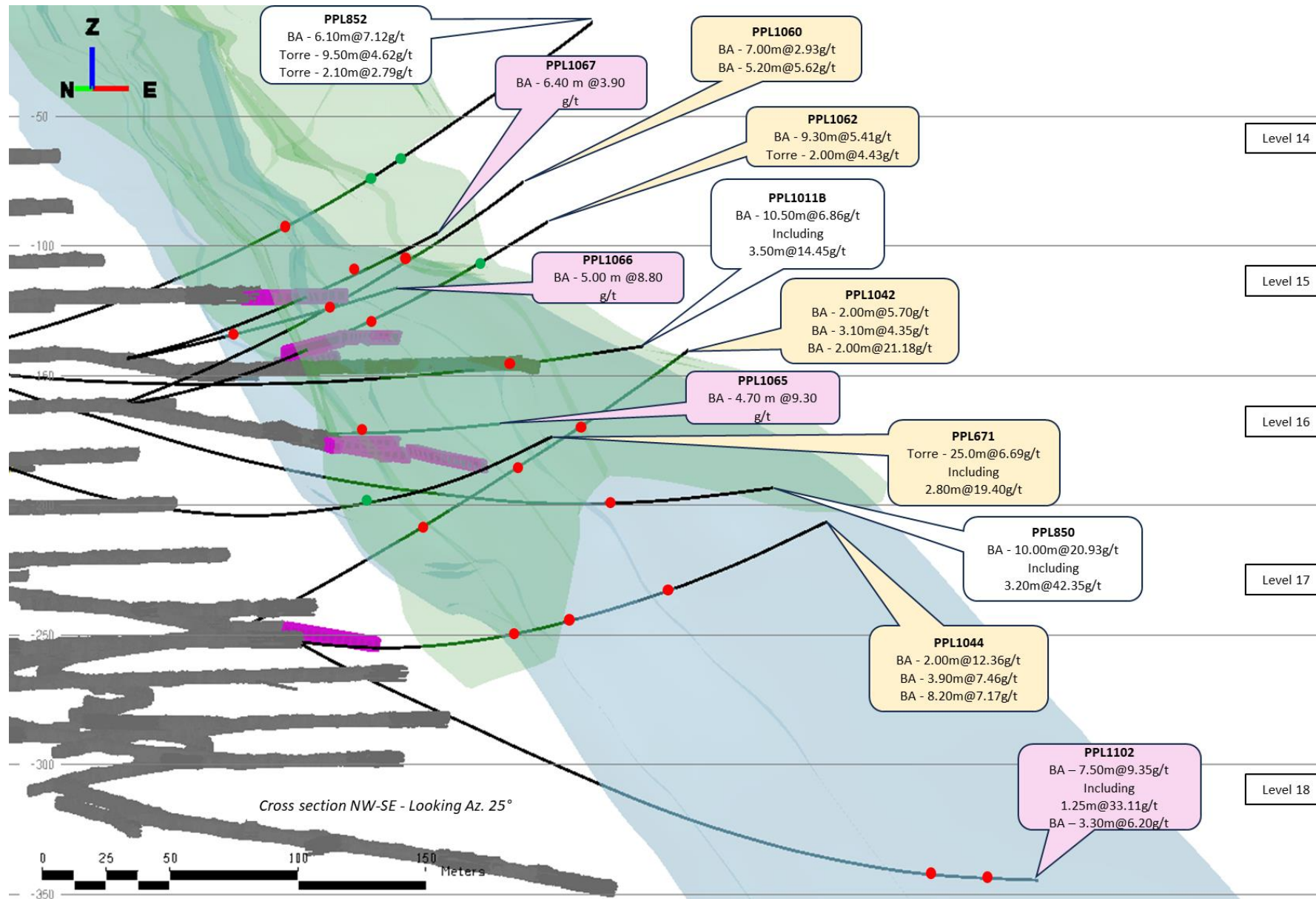
	Q1 Actual	Q2 Actual
<b>Pilar Mine excluding BA Zone production</b>		
Tonnes mined	80,968	83,089
<b>Head grade (g/t)</b>	<b>3.28</b>	<b>3.64</b>
Ounces produced	7,470	8,549
<b>BA Zone production</b>		
Tonnes mined	14,962	15,585
<b>Head grade (g/t)</b>	<b>4.44</b>	<b>4.84</b>
Ounces produced	1,887	2,145
<b>Pilar Mine total production</b>		
Tonnes mined	95,930	98,674
<b>Head grade (g/t)</b>	<b>3.46</b>	<b>3.83</b>
Ounces produced	9,357	10,694
<b>BA Zone production</b>	<b>H2 Estimated</b>	
Tonnes	<b>50-60,000</b>	
Head grade (g/t)	<b>~4.14</b>	
Meters	<b>~750</b>	

# BA ZONE UPSIDE POTENTIAL

- 130m drive on 15-2 level (Feb 28, 2024 announcement) has extended mineralization laterally
- Hole PPL1102 grading 9.35 g/t over 7.5 metres at level 18 indicates potential for a vertical panel of mineralization down to level 18
- Sparse drilling above level 15 represents an excellent opportunity to expand resources in BA-Torre zones between levels 8 and 14
- Q2 2024 development ore and grades not based on stoping (grade upside expected)
- Five development headings are currently in process to set up stoping access



# BA ZONE DIAMOND DRILL INTERCEPTS BY YEAR

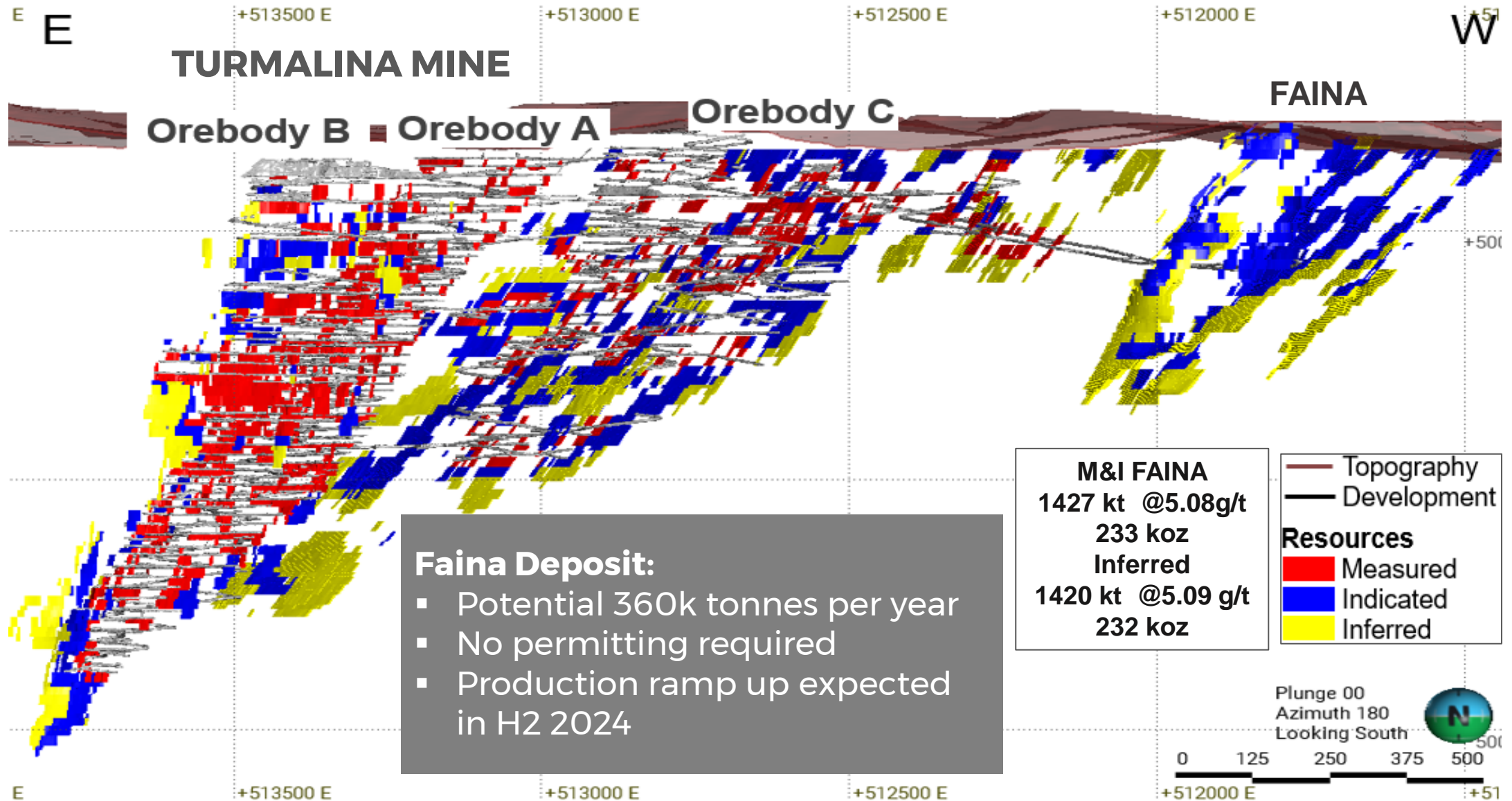


2022

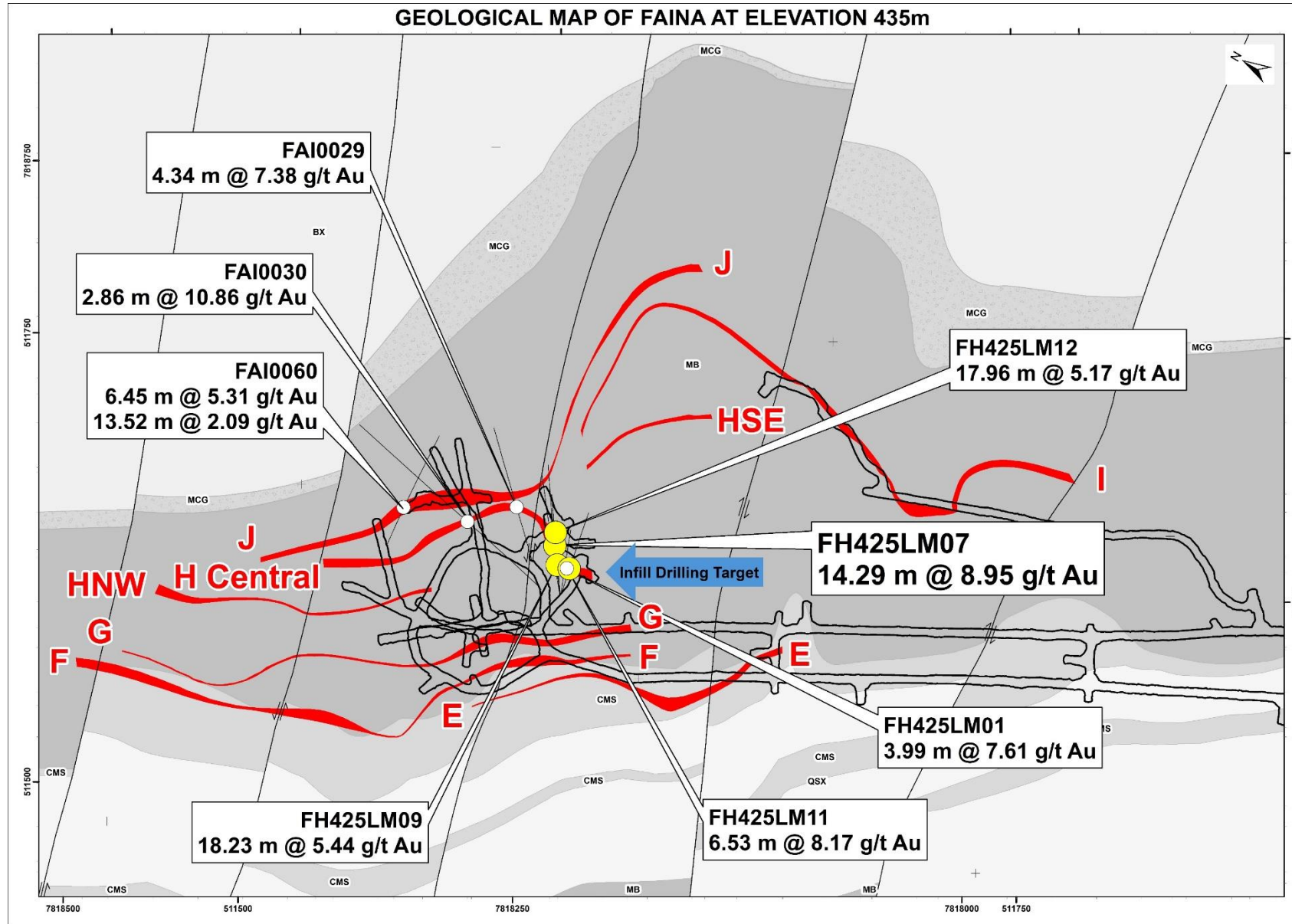
2023

2024

# TURMALINA/FAINA ZONE LONG SECTION



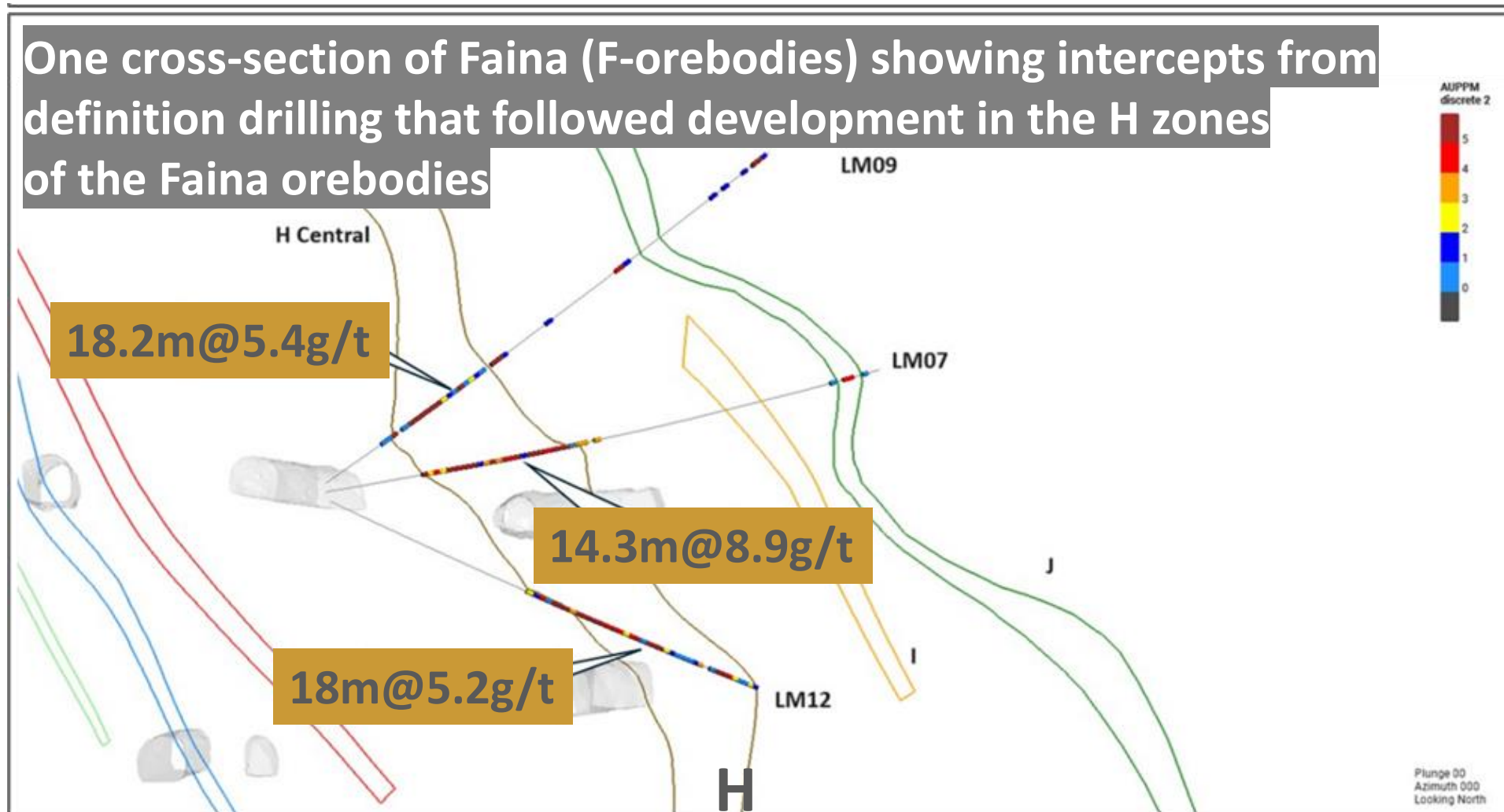
# LOCATION OF ACCESS DEVELOPMENT FROM TURMALINA MINE TO FAINA AND DIAMOND DRILLING INTERSECTIONS



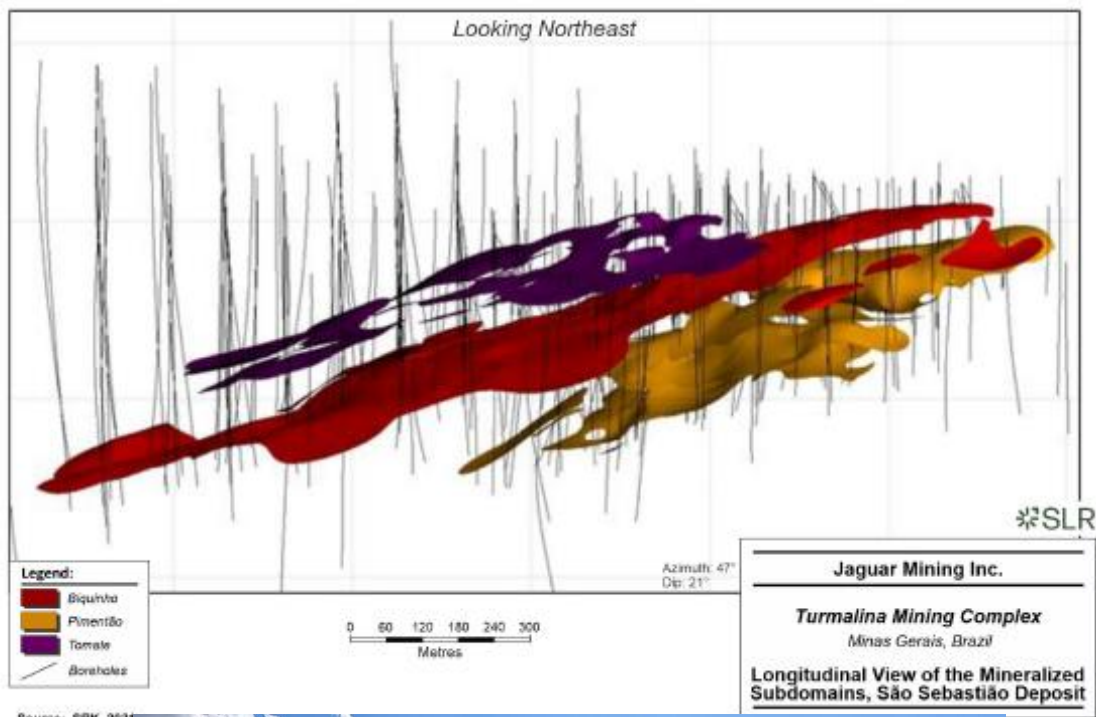
# TURMALINA/FAINA ZONE - A GOOD AREA TO START



One cross-section of Faina (F-orebodies) showing intercepts from definition drilling that followed development in the H zones of the Faina orebodies



# ONÇAS DE PITANGUI PROJECT



Development to begin 2026  
First ounces in ~H2 2026

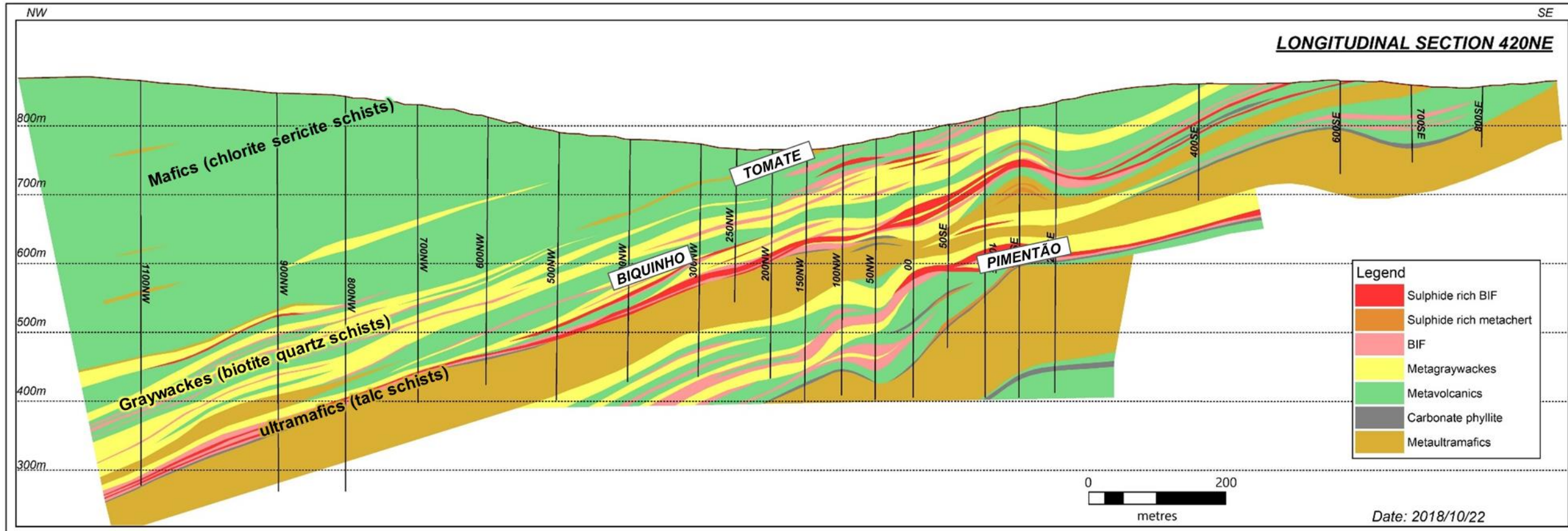


M&I Resources: 448 Koz @ 4.07 g/t Au  
Inferred Resources: 379 Koz @ 3.53 g/t Au  
Potential production rate of 360k tonnes per year

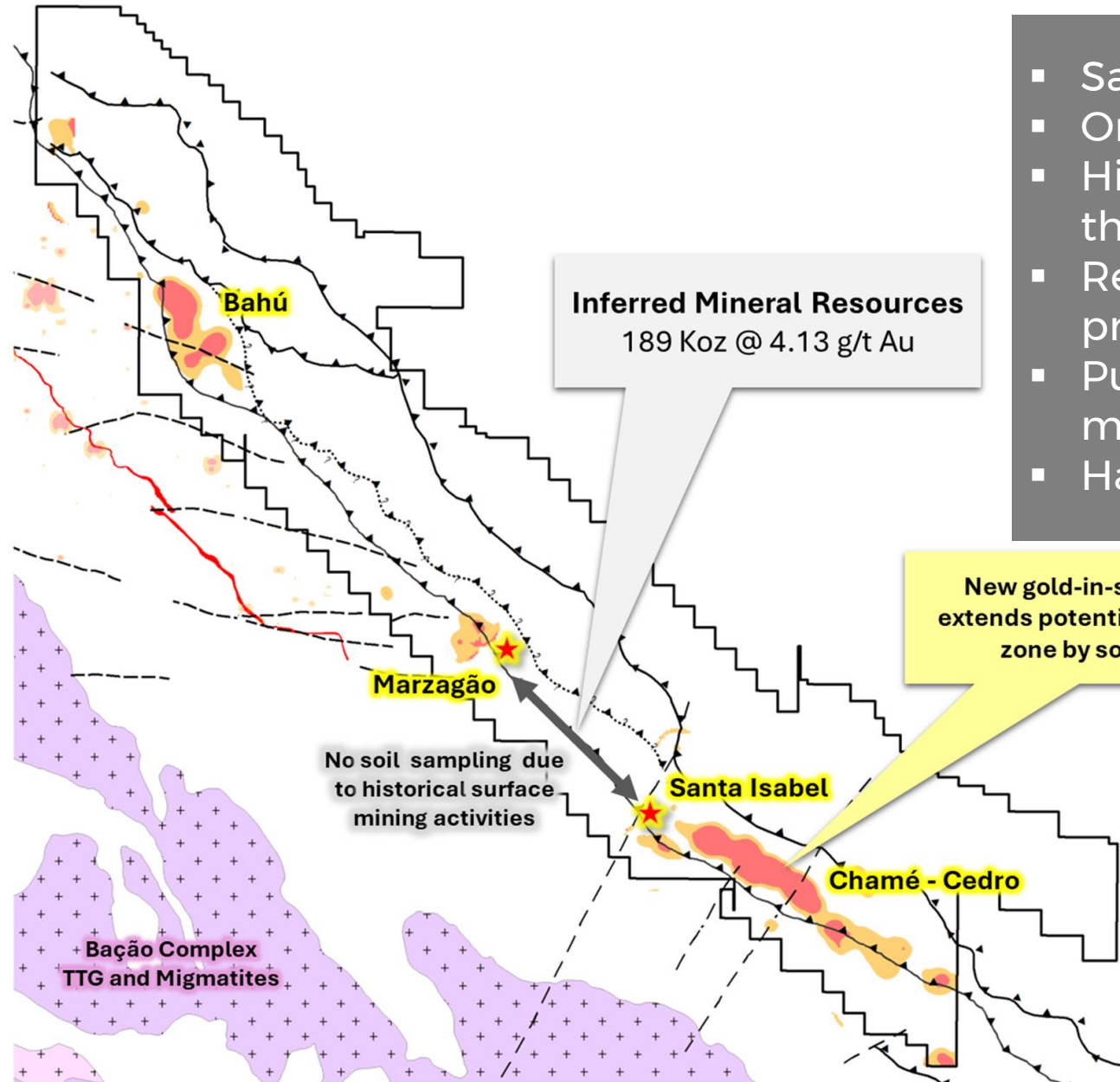


Modified Room and Pillar Mining  
Haul to Turmalina Plant  
Recoveries up to 90%

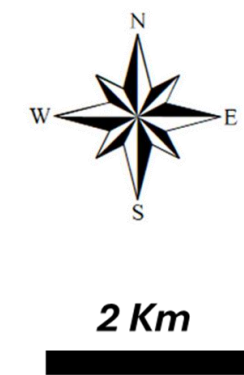
# ONÇAS DE PITANGUI PROJECT



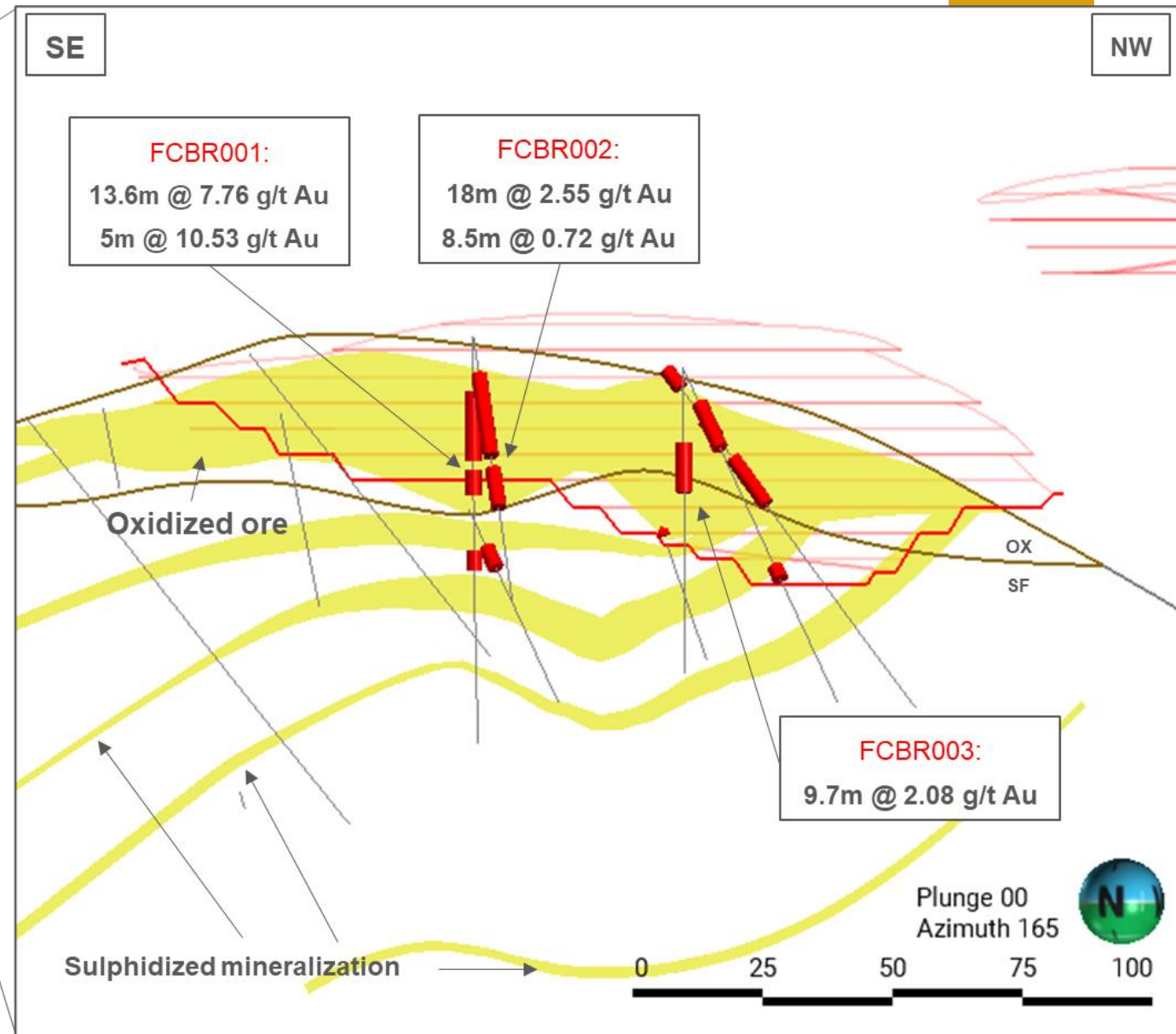
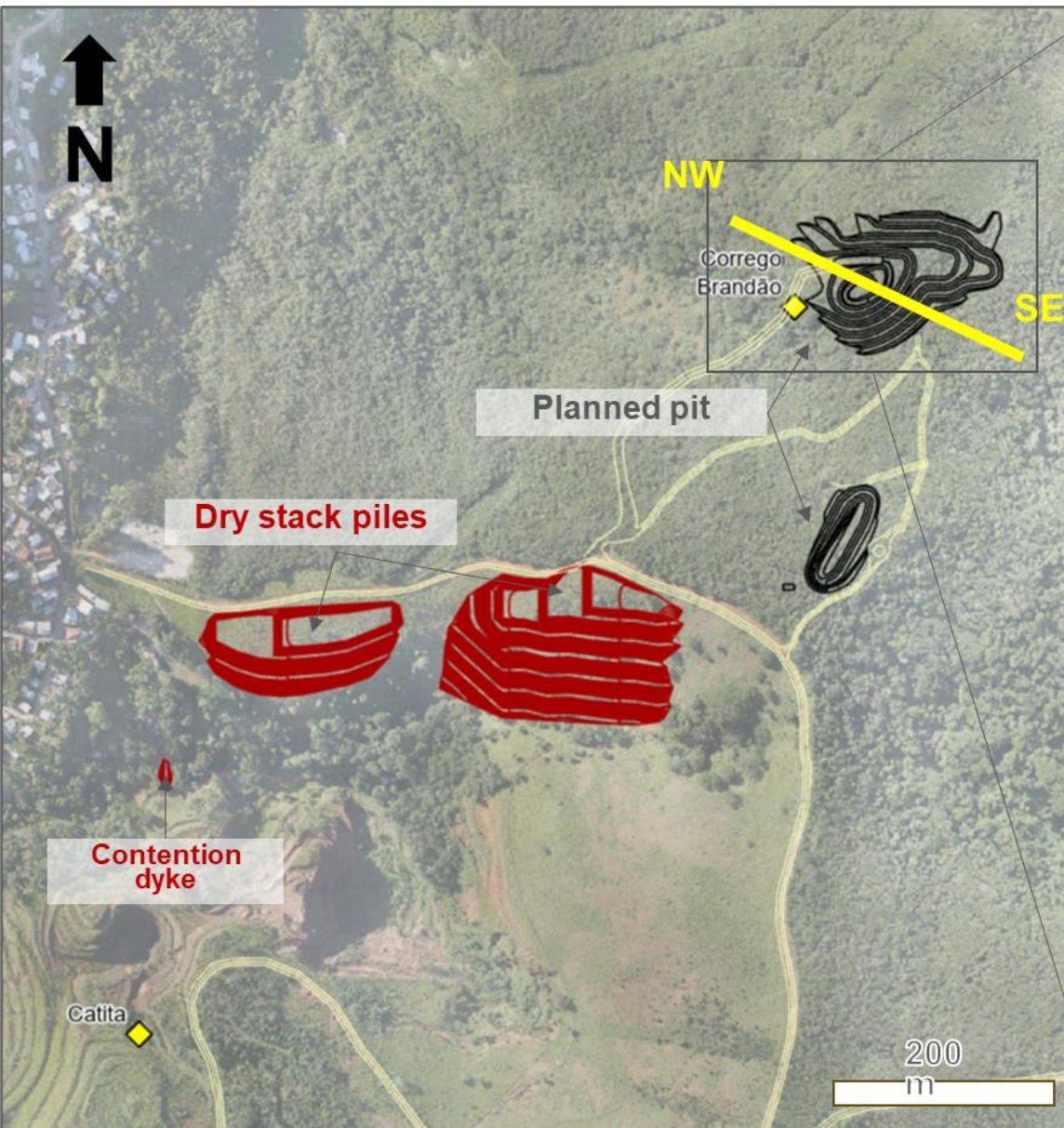
# SANTA ISABEL



- Santa Isabel is fully permitted
- On care and maintenance since 2012
- Historic 5% NSR royalty cancelled through transaction with AGA
- Resources economic at current gold prices
- Pumping water to access mineralization
- Haul ore to CCA Plant ~35km



# CÓRREGO BRANDÃO PROJECT

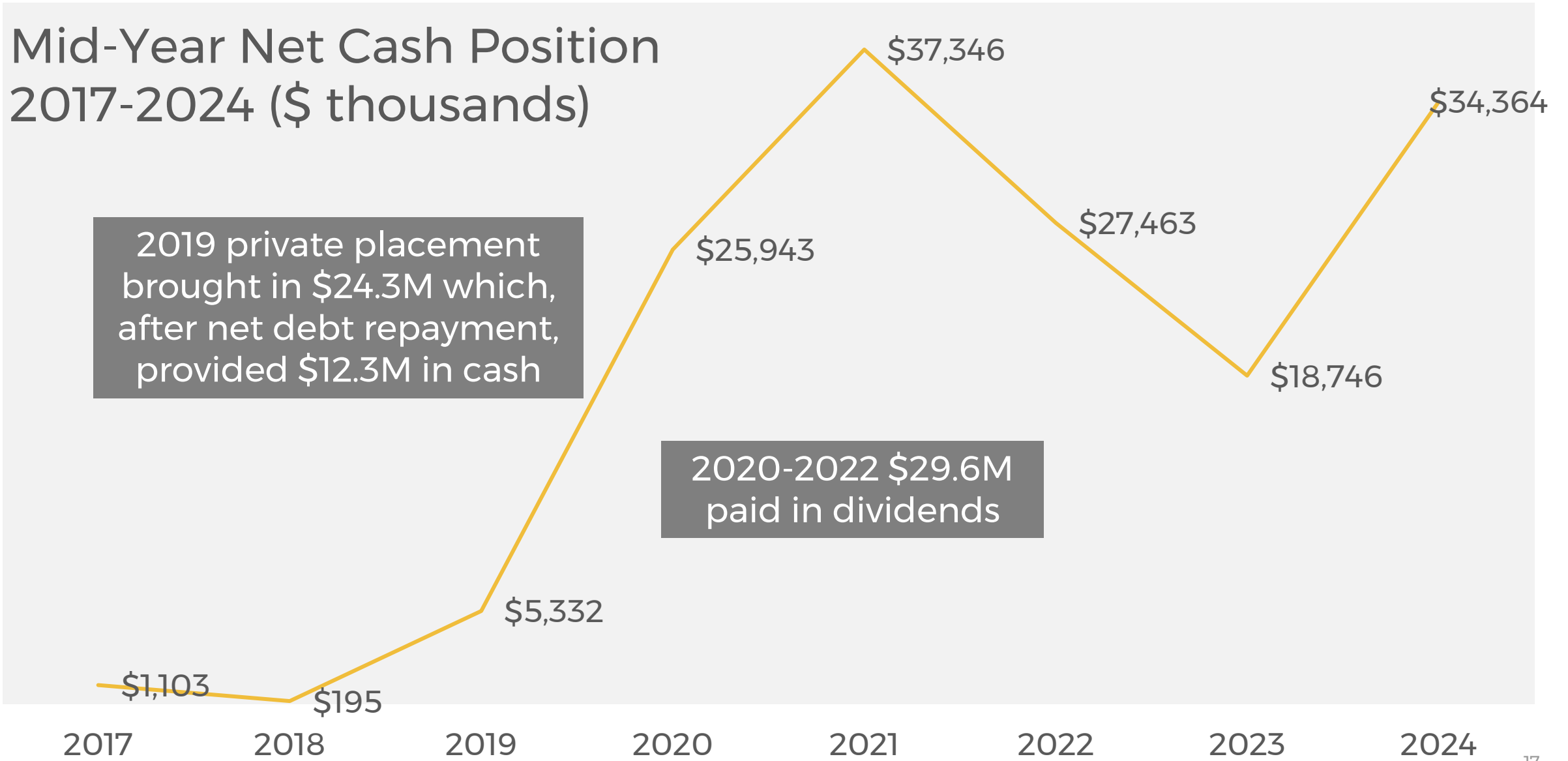




# ROBUST CASH GENERATION SUPPORTS GROWTH



## Mid-Year Net Cash Position 2017-2024 (\$ thousands)



# CORPORATE SUMMARY



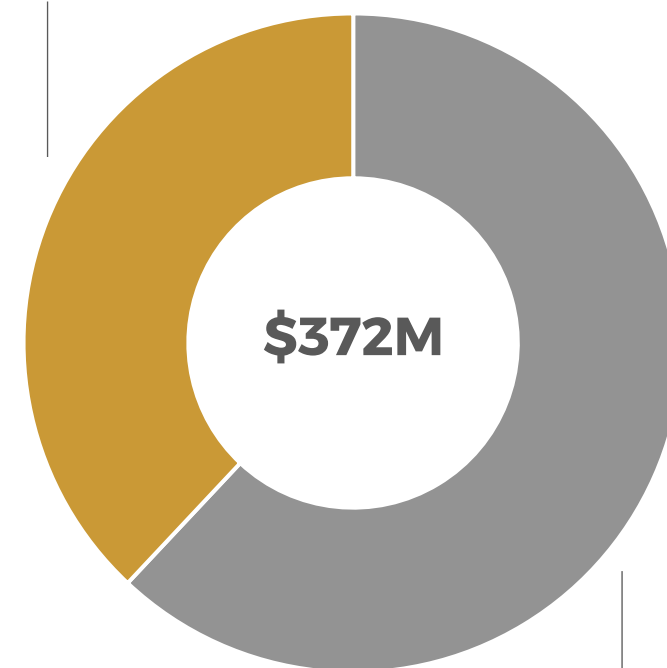
## Share Capitalization As at August 30, 2024

Common shares outstanding	79.1M
Share price	C\$4.71
Market Capitalization	C\$372M
52-week high, low	\$1.12-5.05

## Cash & Debt As at June 30, 2024

Cash and cash equivalents	\$37.4M
Notes payable (no covenants, no security)*	\$3.1M

**~38%** All other shareholders



**~62%** Top 3 (Eric Sprott, SPM, IAMGOLD Corp)

\* Rolling ACC's supporting gold exports (Brazil requirement)

# WHO WE ARE



**Vernon Baker**  
CHIEF EXECUTIVE  
OFFICER

- Appointed CEO in 2019
- Over 35 years of international mining industry experience



**Alfred Colas**  
CHIEF FINANCIAL  
OFFICER

- Appointed CFO in 2023
- Over 30 years of finance and mining industry experience



**Jon Hill**  
QP & EXPLORATION  
ADVISOR

- Joined Jaguar in 2017
- Over 35 years of global exploration experience



**Eric Duarte**  
VP  
BUSINESS  
DEVELOPMENT

- Joined Jaguar in 2017
- Over 20 years of international mining experience



**Marina Freitas**  
VP  
FINANCE & PROJECTS

- Joined Jaguar in 2011
- Over 20 years of international experience in audit, finance and projects

## Experienced management team

## CONTACT US

### TORONTO

25 Adelaide Street East  
Suite 1400  
Toronto, Ontario M5C 3A1  
T: 416 847-1854

### BRAZIL

Jaguar Mining Inc.  
R. Andaluzita, 131 - 7th floor  
30310-030 Belo Horizonte - Minas Gerais  
T: +55 31 3232-7101



[www.jaguarmining.com](http://www.jaguarmining.com)



TSX:JAG | OTCQX:JAGGF

# RESERVES AND RESOURCES (as at Dec. 31, 2023)

	PROJECT	TONNAGE	AU GRADE	CONTAINED AU
		Kt	g/t	Koz
<b>P&amp;P</b>	Pilar	1,906	3.17	194
	Turmalina	1,323	3.38	144
	Faina	787	5.22	132
	<b>Total</b>	<b>4,015</b>	<b>3.64</b>	<b>470</b>
<b>M&amp;I*</b>	Pilar	3,260	3.93	413
	Roça Grande	962	3.9	121
	Turmalina	3,295	4.08	432
	Faina	1,427	5.08	233
	Pontal	266	3.44	29
	Onças de Pitangui Project	3,423	4.07	448
	<b>Total</b>	<b>12,633</b>	<b>4.12</b>	<b>1,676</b>
<b>INF</b>	Pilar	2,771	3.87	343
	Roça Grande and C. Brandão	1,961	2.66	168
	Turmalina	1,271	3.26	133
	Faina	1,420	5.09	232
	Pontal, Pontal South and Zona Basal	1,609	2.65	137
	Onças de Pitangui Project	3,343	3.53	379
	Paciência (Santa Isabel)	1,799	4.06	235
	<b>Total</b>	<b>14,175</b>	<b>3.58</b>	<b>1,628</b>

\* M&I Resources are inclusive of 2P Reserves